

Consolidated Financial Highlights

FY2019 Financial Results Summary

(1) Consolidated

(billion yen)

	FY2019 (A)	FY2018 (B)	Difference (A-B)	Rate of change (A/B-1)
Operating revenues	1,376.9	1,314.9	62.0	4.7 %
Operating income	19.5	39.6	-20.0	-50.7 %
Ordinary income	12.6	30.7	-18.0	-58.7 %
Net income attributable to owners of the parent	11.4	20.7	-9.2	-44.7 %

(Rounded down to the hundred million yen)

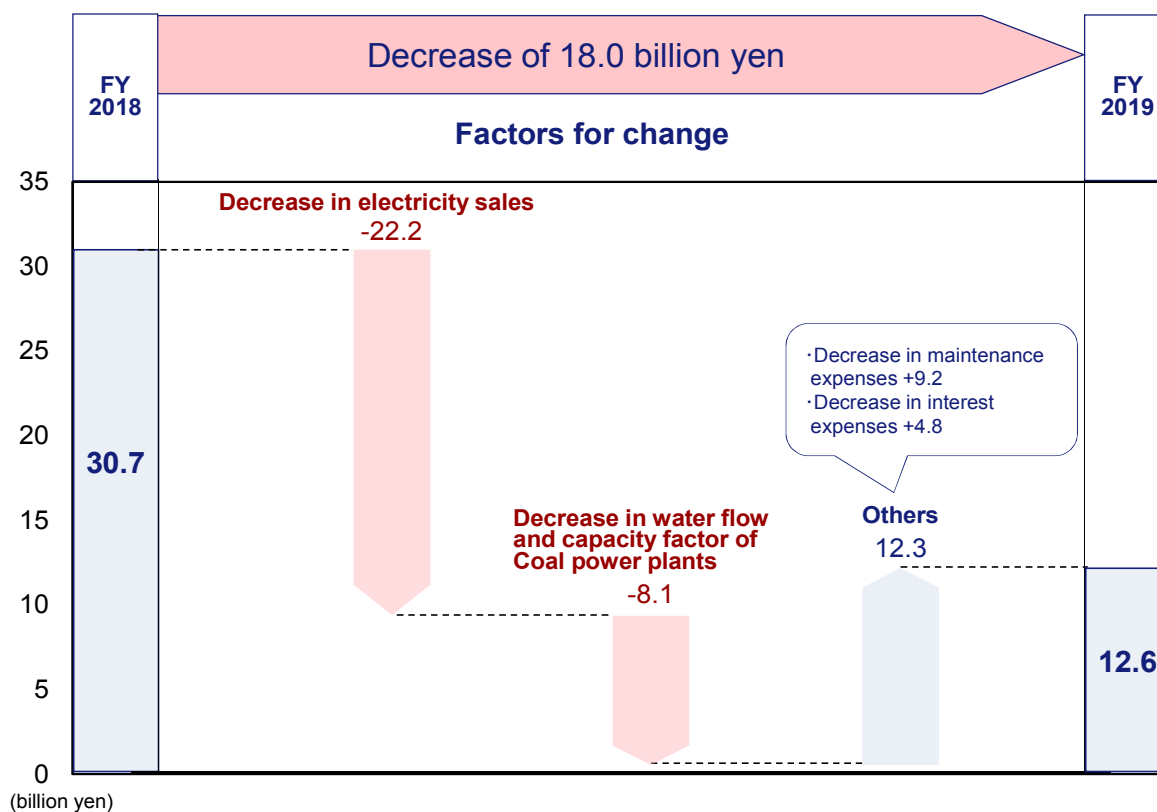
(2) Non-consolidated

(billion yen)

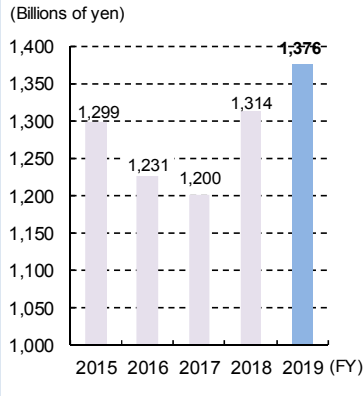
	FY2019 (A)	FY2018 (B)	Difference (A-B)	Rate of change (A/B-1)
Operating revenues	1,280.5	1,227.4	53.0	4.3 %
Operating income	11.2	32.4	-21.1	-65.3 %
Ordinary income	6.9	24.0	-17.1	-71.3 %
Net income	8.5	16.4	-7.9	-48.2 %

(Rounded down to the hundred million yen)

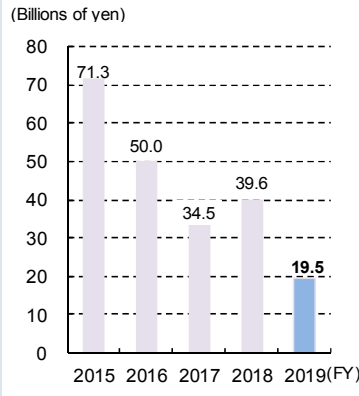
Factors for Change in Ordinary Income < Consolidated >



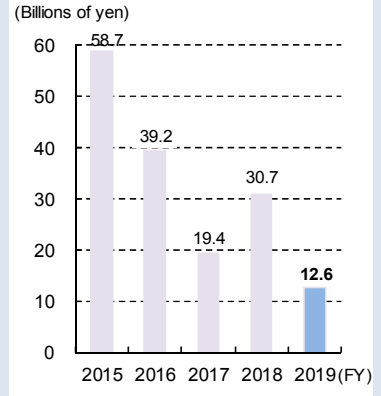
Operating revenues



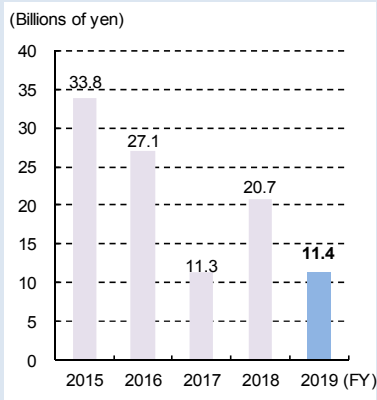
Operating income(loss)



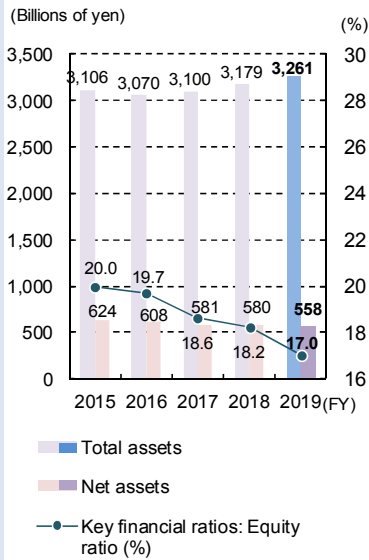
Ordinary income(loss)



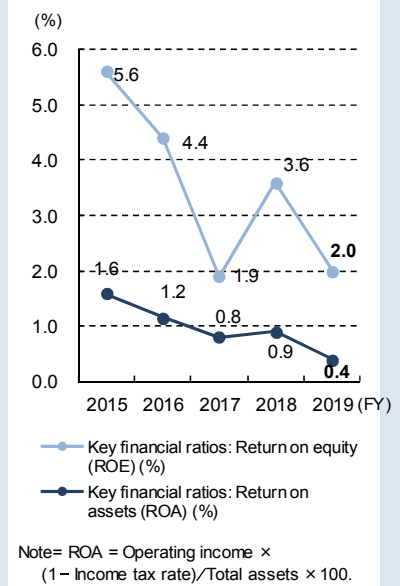
Profit (loss) attributable to owners of parent



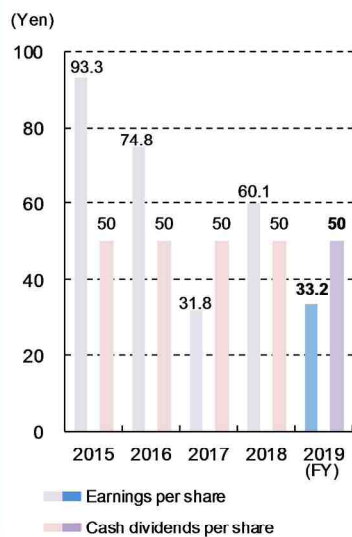
Total assets, Net assets, Equity ratio



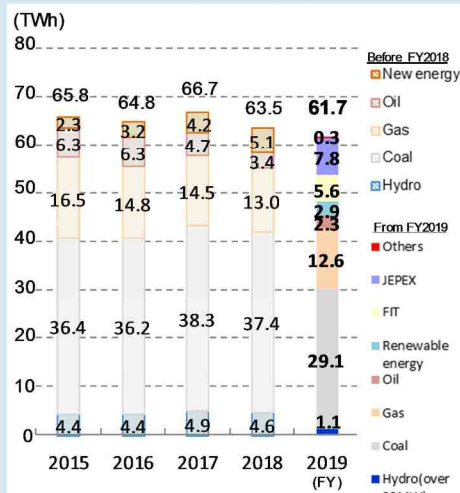
Return on equity, Return on asset



Earnings per share, Cash dividends per share



Power generated and received by Power source (by own company and others, total)



Electric sales

