



**Investors Meeting for
FY2014 Financial Results**

State of Shimane Nuclear Power Station

May 9, 2014

The Chugoku Electric Power Co., Inc.

1. [Shimane Unit 2] Overall State of New Regulatory Standard Compliance Examinations

- On December 25 last year we applied to the Nuclear Regulation Authority for compliance confirmation examinations of Shimane Unit 2.
- Confirmation examinations by the Nuclear Regulation Authority (Equipment Team D and Antiseismic & Tsunami Team) began on January 16, and seven examination gatherings have been held to date.

State of examination gatherings			Description
	1st gathering	Jan. 16	Overview of application pertaining to compliance examinations
	2nd gathering	Jan. 28	Presentation of "Major issues regarding the application contents" by the Regulation Authority
	3rd gathering	Feb. 20	Concerning assessment of active faults at the power station site's landward perimeter
	4th gathering	Mar. 19	Concerning assessment of active faults at the power station site's seaward perimeter
	5th gathering	Apr. 9	Concerning assessment of active faults at the power station site's seaward perimeter – Responses to comments
	6th gathering	Apr. 16	Concerning subsurface structures inside the power station site
	7th gathering	May. 1	Concerning assessment of active faults at the power station site's landward perimeter – Responses to comments Concerning assessment of active faults at the power station site's seaward perimeter – Responses to comments

State of hearing implementation			Description, etc.
		Number implemented	
Earthquake & tsunami	10 hearings	<ul style="list-style-type: none"> ■ Assessment of active faults at the site's landward and seaward perimeters ■ Assessment of geology, geological structures and active faults inside the site ■ Vibrational characteristics of the site's ground 	
Plant	24 hearings	<ul style="list-style-type: none"> ■ Probabilistic risk assessment ■ Assessment of fire occurred outside of the power station ■ Enlargement of reactor coolant pressure boundary ■ Protective power supply equipment 	

2. Standard Ground Motions Set for Shimane Nuclear Power Station

2

- In addition to the standard ground motions (Ss-1 to -3) that we had set taking into account the active faults and so forth at the power station site perimeter, in December last year we set a further standard, Ss-4 (585 gal), which is a "ground motion determined without identifying the hypocenter", based on a consideration of the Southern Rumoi Subprefecture (Hokkaido) Earthquake.
- No fracture zones or active faults have been found inside the Shimane Nuclear Power Station site.

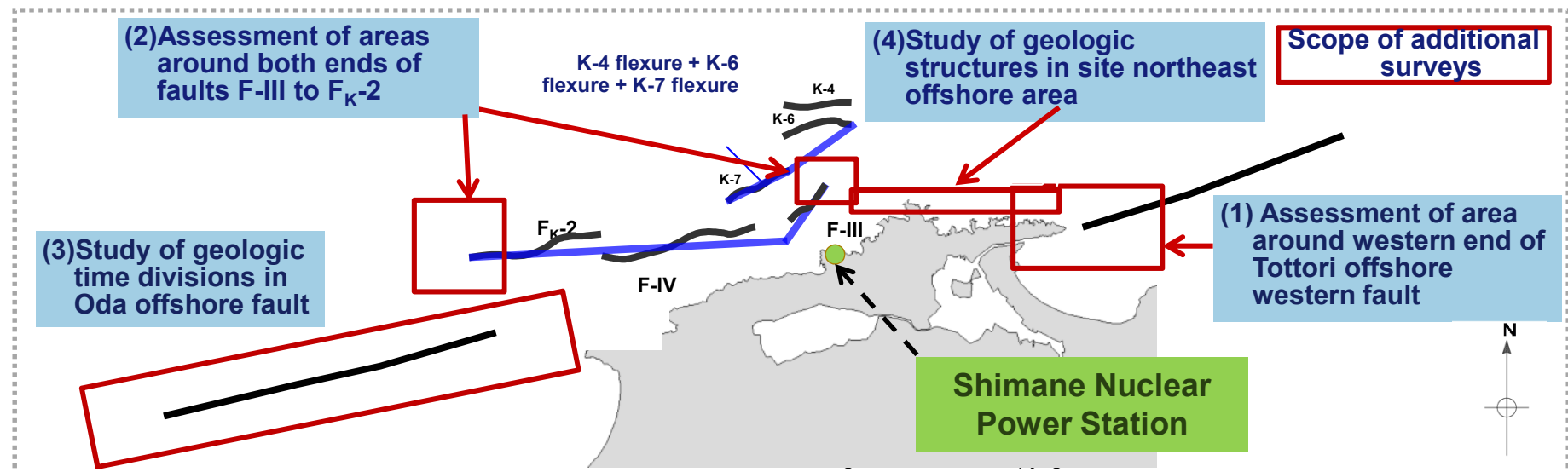
Standard ground motions set

	Standard ground motion (gal)	Considerations for setting
Ss-1	600	- Value assessed as standard for Shinji Fault (22 km), plus a margin
Ss-2	586	- Reflects findings from the 2007 earthquake off the coast of Chuetsu, Niigata Prefecture - Takes account of uncertainty in Shinji Fault assessment (1.5 times the stress drop amount)
Ss-3	489	- Reflects findings from the 2011 off the Pacific coast of Tohoku Earthquake - Assessed for coupled triggering of the three active faults (faults F-III to FK-2) at site's front seaward area
Ss-4	585	- Takes account of the Rumoi Earthquake, among the ground motions determined without identifying the hypocenter

3. [Shimane Unit 2] State of Responses to Compliance Examinations – Seaward Active Faults -

■ On the basis of comments from the Regulation Authority, we have decided to conduct sonic and other additional geologic surveys, so as to verify the assessment adequacy with augmented data.

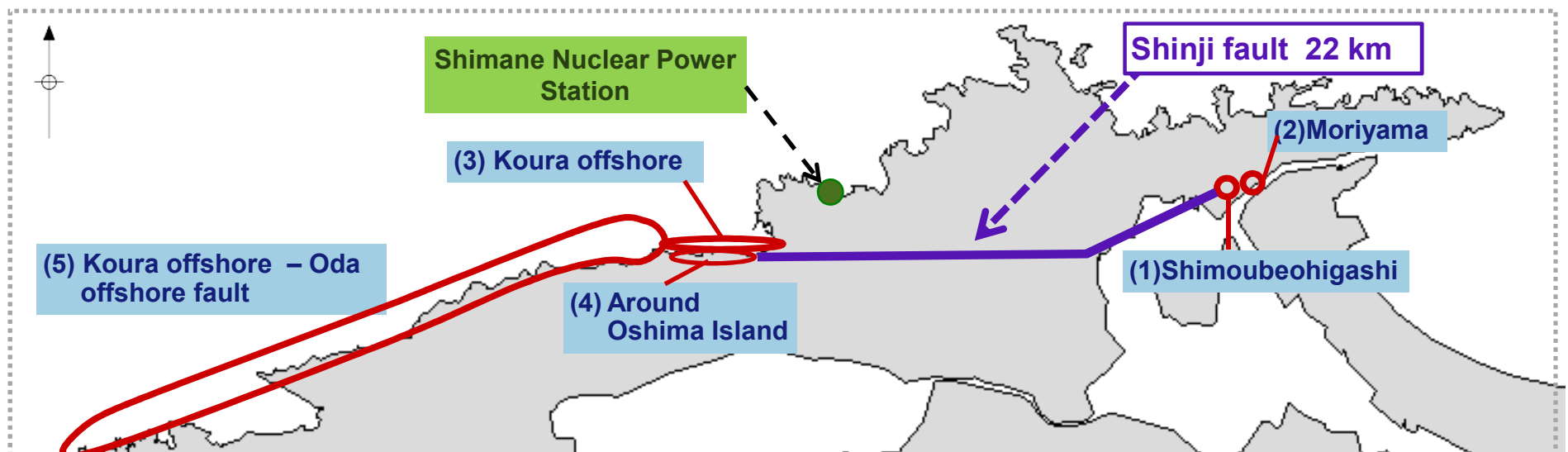
	Subject	Comments and opinions at examination gathering	Outline of main additional surveys
(1)	Tottori offshore western fault	- Since the end portions cannot be assessed from the utility 's (Chugoku Electric Power) sonic survey records, etc., carry out assessment using high-accuracy sonic surveys that employ the latest methods. - In making the surveys, take care that both the shallow and the deep geological structures can be determined.	Sonic survey for assessing western end of fault
(2)	Faults F-III to F _K -2	- Due to differences in sound sources, sonic surveys will give variously differing readings even along the same survey line; accordingly study the fault in detail using multiple sets of data.	Sonic survey for assessing both ends of fault
(3)	Oda offshore fault	- In assessing the fault, study it in terms of finer geologic time divisions. - With regard to the time divisions, carry out direct measurements of geologic time.	Sonic and bottom-sampling surveys for studying geologic time divisions around fault
(4)	Site northeast offshore	- Since cliff terrains and sloping terrains have been observed on the seabed, carry out assessment using high-accuracy sonic surveys that employ the latest methods.	Sonic survey for studying geologic structures in site northeast offshore area



3. [Shimane Unit 2] State of Responses to Compliance Examinations - Landward Active Faults -

■ On the basis of comments from the Regulation Authority, we have decided to conduct drilling and other additional geologic surveys, so as to verify the assessment adequacy with augmented data.

Subject	Comments and opinions at examination gathering	Outline of main additional surveys
(1) Shimoubeohigashi	- Since the possibility that faults are concealed cannot be ruled out, carry out wide-ranging expansion of the data. - Carry out expansion of data relating to geologic distributions at the peel-off survey locations.	- Drilling survey - Peel-off survey
(2) Moriyama	Since activity of concealed faults cannot be ruled out, carry out expansion of data relating to activity of concealed faults.	- Drilling survey - Pit survey - Peel-off survey
(3) Koura offshore	Since the possibility that faults may pass through the data-blank zones around the sea-land boundaries cannot be ruled out, carry out data expansion in this regard.	- Sonic survey - Ground surface geologic reconnaissance - Seabed survey
(4) Around Oshima Island	In assessing supposed active faults, carry out study based on the geology and geologic structures from the Oshima Island area westward.	- Surface geologic reconnaissance
(5) Koura offshore - Oda offshore fault	Carry out verification of whether the Shinji fault has not extended along the Shimane Peninsula.	- Sonic survey

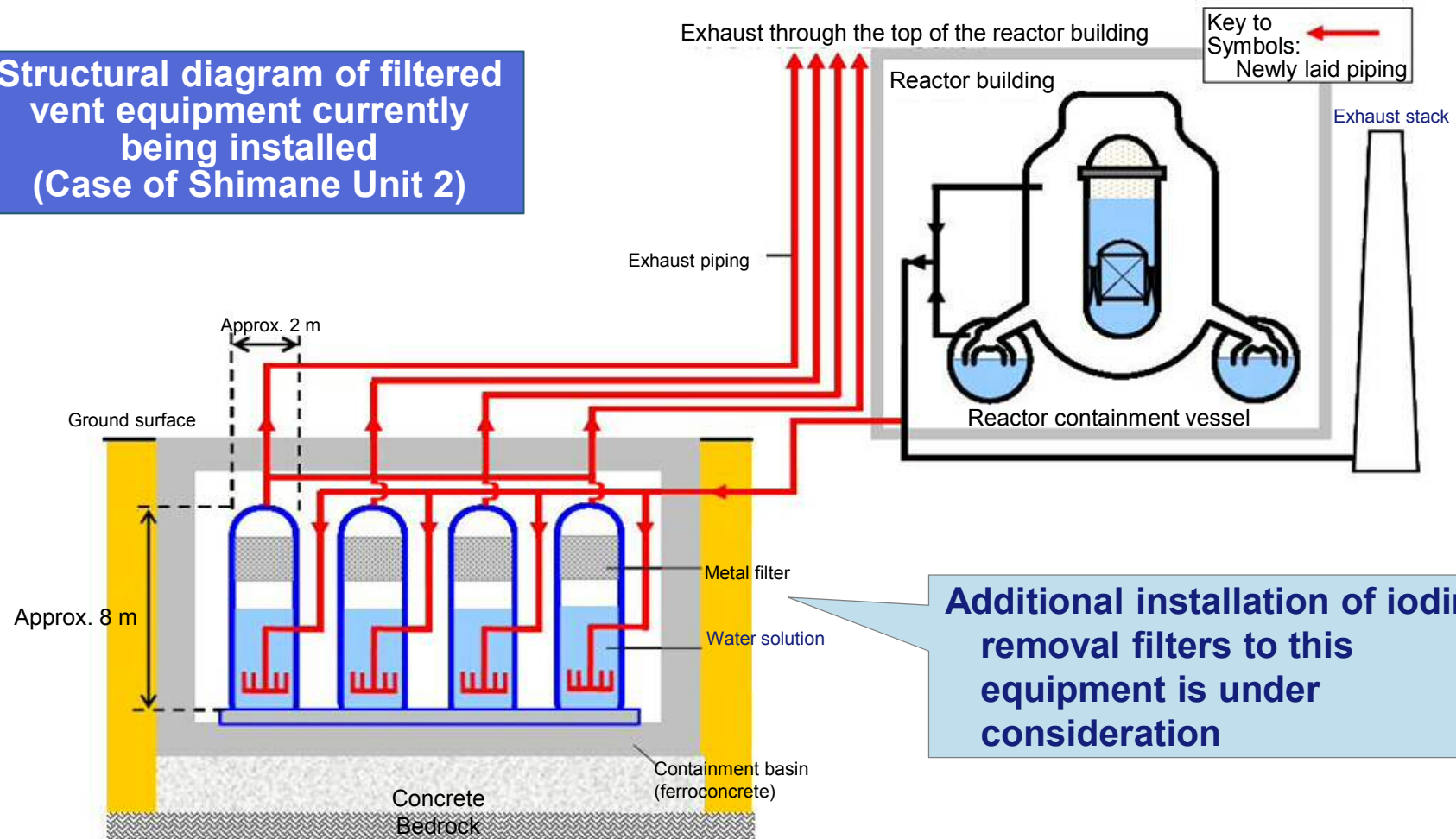


3. [Shimane Unit 2] State of Responses to Compliance Examinations – Filtered Vent Equipment -

5

- The work of installing underground embedded-type filtered vent equipment is currently underway as a measure to prevent damage to the containment vessels in the event of damage to the cores.
- On the basis of the comment “Encourage to consider countermeasures for organic iodine, etc.” at the 1st gathering, we are considering additionally installing filters for iodine removal to the vent equipment currently being installed.

Structural diagram of filtered vent equipment currently being installed (Case of Shimane Unit 2)



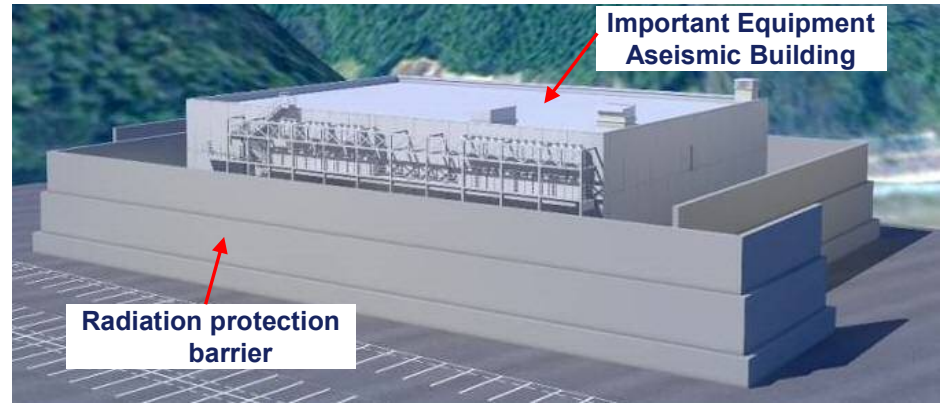
Additional installation of iodine removal filters to this equipment is under consideration

4. State of Safety Measure Works at Shimane Nuclear Power Station

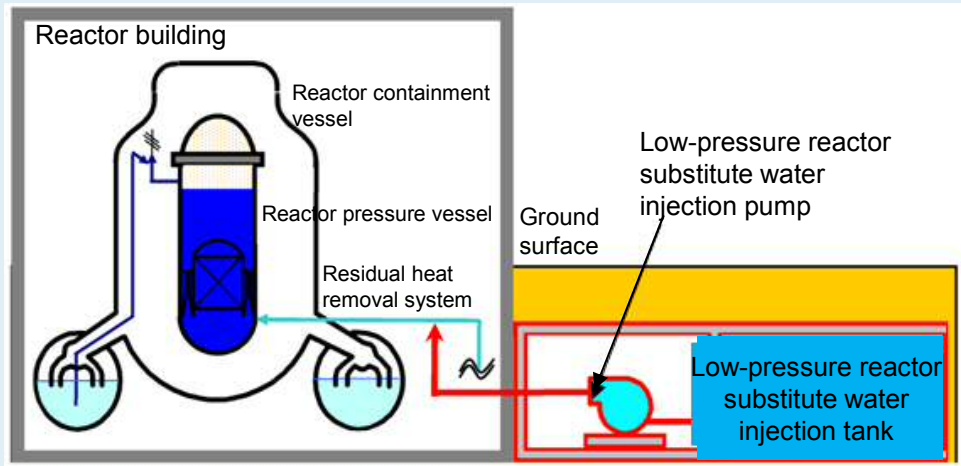
■ We have decided to take additional safety measures such as installing a radiation protection barrier for the Important Equipment Aseismic Building, installing permanent substitute water injection equipment, and fire protection measures. As a result, the capital expenditures for the safety measures are forecast to amount to around 200 billion yen.

Major additional measure works
● Installation of radiation protection barrier for Important Equipment Aseismic Building
● Installation of permanent substitute water injection equipment
● Installation of intake weir
● Fire protection measures
● Measures to deal with interior inundation

Rendering of completed Important Equipment Aseismic Building



Permanent substitute water injection equipment



Low-pressure reactor substitute water injection pumps	
Quantity	2 pumps (of which 1 reserve)
Capacity	Approx. 230m ³ /h/unit
Delivery head	Approx. 190m

Low-pressure reactor substitute water injection tank	
Unit	1 tank
Capacity	1,300m ³

- **None of the information on this document is intended to solicit or induce purchase or selling of the Company's stocks. Moreover Chugoku Electric makes no guarantees whatever regarding the contents of this website.**
- **Persons considering investment in the Company should without fail read in advance the stock and bond reports and other financial literature issued by the Company, and make decisions on their own judgment. Though great care is exercised in the preparation of such literature, Chugoku Electric and the other information providers shall not be liable in any manner for any loss whatever incurred as a result of erroneous information contained therein or in this document.**
- **Items in Chugoku Electric's current plans and strategies, etc., published on this document which are not yet historical fact are projections concerning future performance and as such involve factors of risk and uncertainty which means that actual performance in the future may differ to a large extent from projections published here. Therefore Chugoku Electric does not guarantee the reliability of such projections.**



**For Questions or Comments,
Please Contact the Investor Relations Section
at the Address Below:**

**4-33 , Komachi, Naka-ku,
Hiroshima 730-8701**

Japan

The Chugoku Electric Power Co., Inc.

Corporate Planning Division

F A X : +81 82 544 2792

E-mail: t9504@pnet.energia.co.jp