



**Investors Meeting for  
FY2016-2Q Financial Results**

# State of Shimane Nuclear Power Station

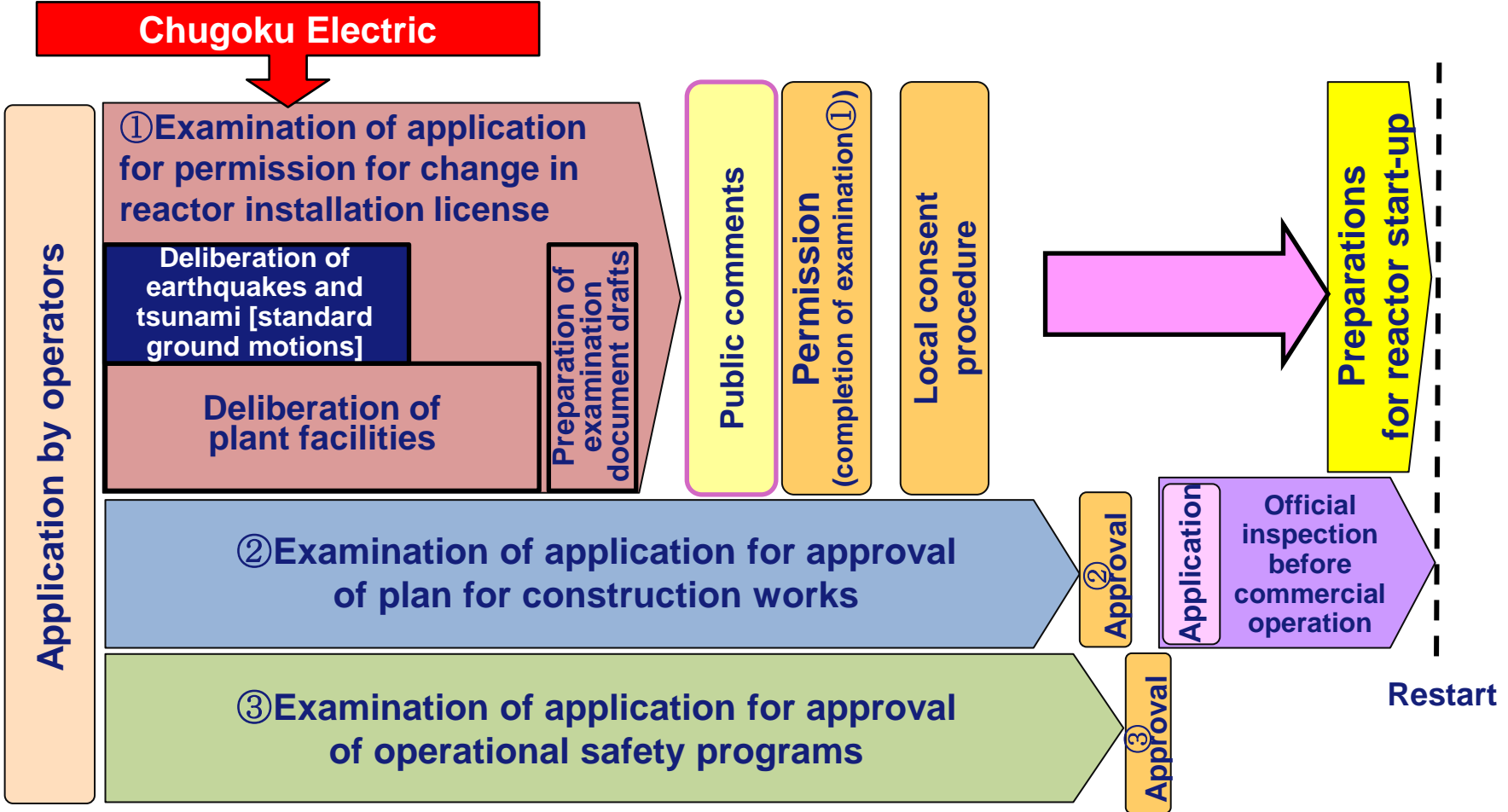
---

November 6, 2015

The Chugoku Electric Power Co., Inc.

# 1. Process of Compliance Examinations

- In December of the year before last, we submitted application documents for compliance verification of Shimane Unit 2 to the Nuclear Regulation Authority.
- The examinations to verify compliance began in January of last year. As of the end of October this year, a total of 67 examinations have been conducted.



## 2. State of Progress of Compliance Examinations [Shimane Unit 2: Plant-related]

- BWR plant-related examinations have been conducted intensively on Kashiwazaki-Kariwa Units 6&7 of Tokyo Electric Power Company since August, thus examinations for Shimane Unit 2 is practically interrupted.

	Main examination items	Examination status	Outline of examination	◆ Examination status ★ Chugoku Electric's assessment
Countermeasures for severe accidents	Probabilistic risk assessment (PRA)	Being implemented	Quantitative assessment of the probability of the reactor core being damaged and leading to a severe accident, and assessment of efficacy of countermeasures for a severe accident, etc.	◆ Explaining the probabilities of damage to the reactor core and rupture of the containment vessel due to internal/external events
	Selection of accident sequences	Being implemented		◆ Explaining the accident scenarios selected on the basis of the PRA results
	Efficacy assessment	Being implemented		◆ Explaining that the severe accident countermeasures are effective for the accident scenarios selected.
	Analytical codes	Being implemented		◆ Explaining the adequacy of the analytical programs used in the PRA and efficacy assessment
	Control room	Being implemented		◆ Assess as 44 mSv in 7 days
	Contingency measure center	Being implemented		◆ Explaining about power supply equipment, radiation exposure assessment, operation methods, etc.
	Filtered vent equipment	Being implemented		Matters relating to the equipment's design, specifications, performance and operation methods
Countermeasures for design basis accidents	Interior inundation	Being implemented	Assessment and countermeasures, etc., regarding newly-added natural disasters	◆ Explaining the impact assessment and countermeasures for interior inundation
	Fire	Being implemented		◆ Explaining about the impact assessment of exterior and interior fires.
	Tornados (impact assessment and countermeasures)	Being implemented		◆ Explaining that we are assessing for maximum wind speed 92 m/s
	Volcanoes (impact assessment and countermeasures)	Being implemented		◆ Explaining that we have reassessed for Mt. Sanbesan and Mt. Daisen [approx. 30 cm of volcanic ash ← (original application: approx. 2cm) ]
	Single failure of passive system	Being implemented		◆ Explaining that passive systems have been identified and will be able to maintain their safety functions
	Protective power supply equipment	Unimplemented		★ Assess reliability of external power supplies

## 2. State of Progress of Compliance Examinations [Shimane Unit 2: Earthquake and Tsunami]

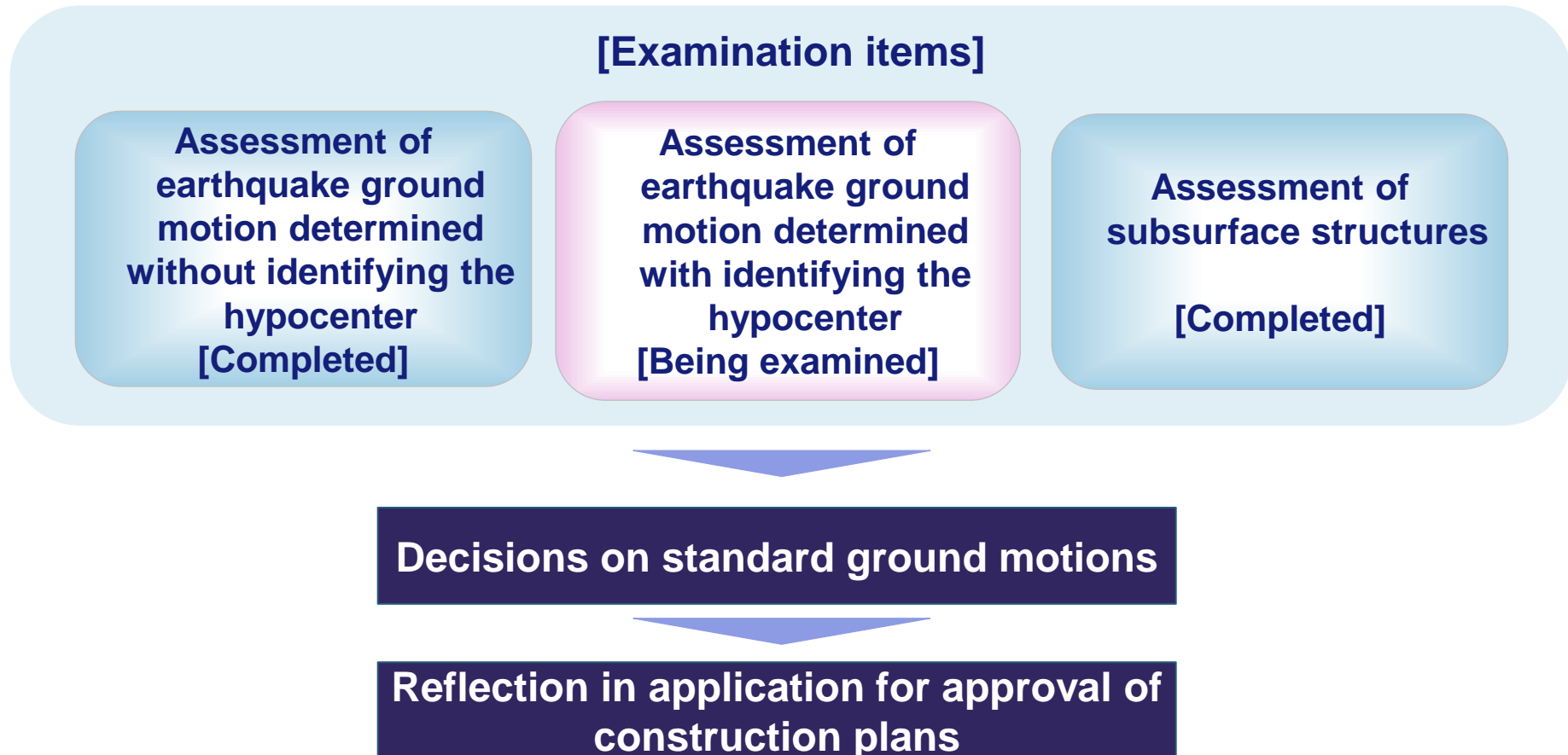
- Examinations regarding earthquakes and tsunami have been conducted continuously.
- “Earthquake ground motion determined with identifying the hypocenter” which is a prerequisite for the standard ground motion assessment, is currently under examination.

### Earthquake and Tsunami

	Main examination items	Examination status	Outline of examination	◆ Examination status ★ Chugoku Electric's assessment	
Earthquake	Earthquake ground motion determined without identifying the hypocenter	Completed	Matters relating to standard ground motions regarded as needing to be considered for the power station	◆ Explained that Rumoi and Western Tottori Prefecture Earthquakes will be taken into account	
	Earthquake ground motion determined with identifying the hypocenter	Being implemented		◆ According to the result of our additional drilling surveys concerning Shinji Fault, we are explaining that there are no fault recognized at Shimoubeohigashi and Meshima Island	
	Subsurface structures of the site and surroundings	Completed		◆ Explained adequacy of subsurface structure models	
	Standard ground motions	Unimplemented		★ Will set Ss-1 (600 gal) through Ss-4	
	Seismic design policy	Unimplemented		★ Assess the equipment as being able to maintain safety with regard to the standard ground motions	
	Geology and geological structure of the site	Being implemented		Matters relating to the ground inside the power station site	◆ Explaining that there are no fracture zones, active faults or the like
	Stability of ground and inclines	Unimplemented			★ Assess that they are safe
Tsunami	Standard tsunami	Unimplemented	Matters relating to tsunamis regarded as needing to be considered for the power station	★ Set at 9.5 m	
	Anti-tsunami design policy	Unimplemented		★ Assess that safety can be maintained (15 m breakwater and watertight doors installed)	

### 3. Flow of Examinations Pertaining to Standard Ground Motions

- Establishing the standard ground motions involves assessing the subsurface structures, "earthquake ground motion determined with identifying the hypocenter", and "earthquake ground motion determined without identifying the hypocenter", in the site, then selecting the ground motions that are to be envisioned as occurring at the power station.



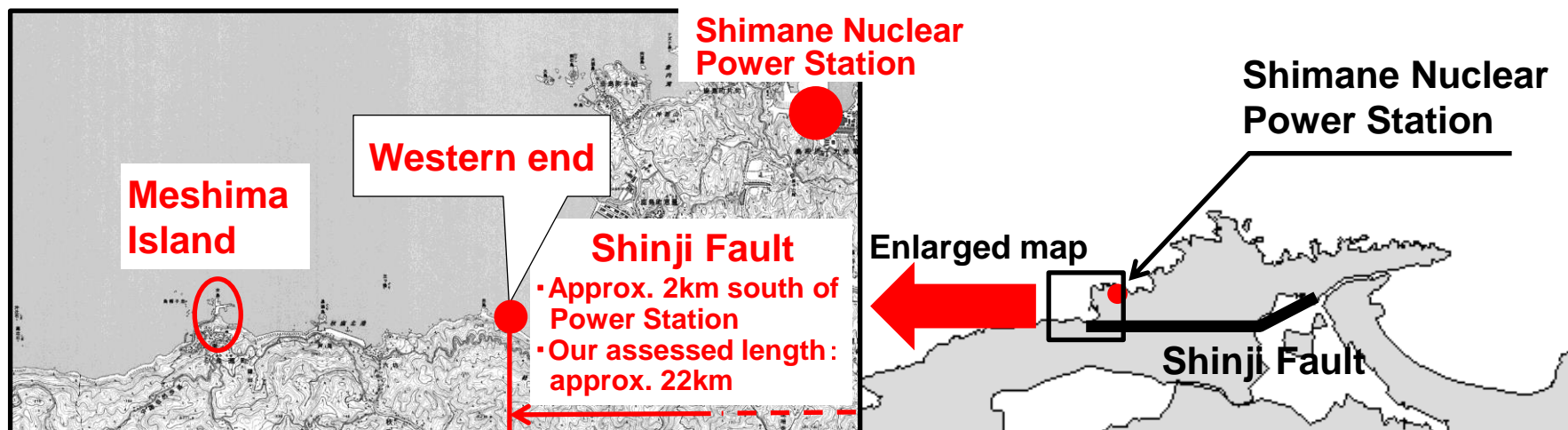
## 4. Examination Status of Assessment of Earthquake Ground Motion Determined with Identifying the Hypocenter

- Additional surveys were conducted concerning assessment of landward and seaward active faults at the site perimeter.  
[Landward] Trench surveys, drilling surveys, etc.  
[Seaward] Sonic surveys, bottom-sampling surveys, etc.

- In the examination gathering of September 9, we explained that in accordance with the specific data from our additional drilling surveys at the both end of Shinji Fault finished in June of this year, there are no changes to the previous assessment results of approximately 22 km for the length of the Shinji Fault.
- The Nuclear Regulation Authority made comments that careful surveys are needed for the area around western end of Shinji Fault and that they would proceed with further deliberation after conducting field surveys again.

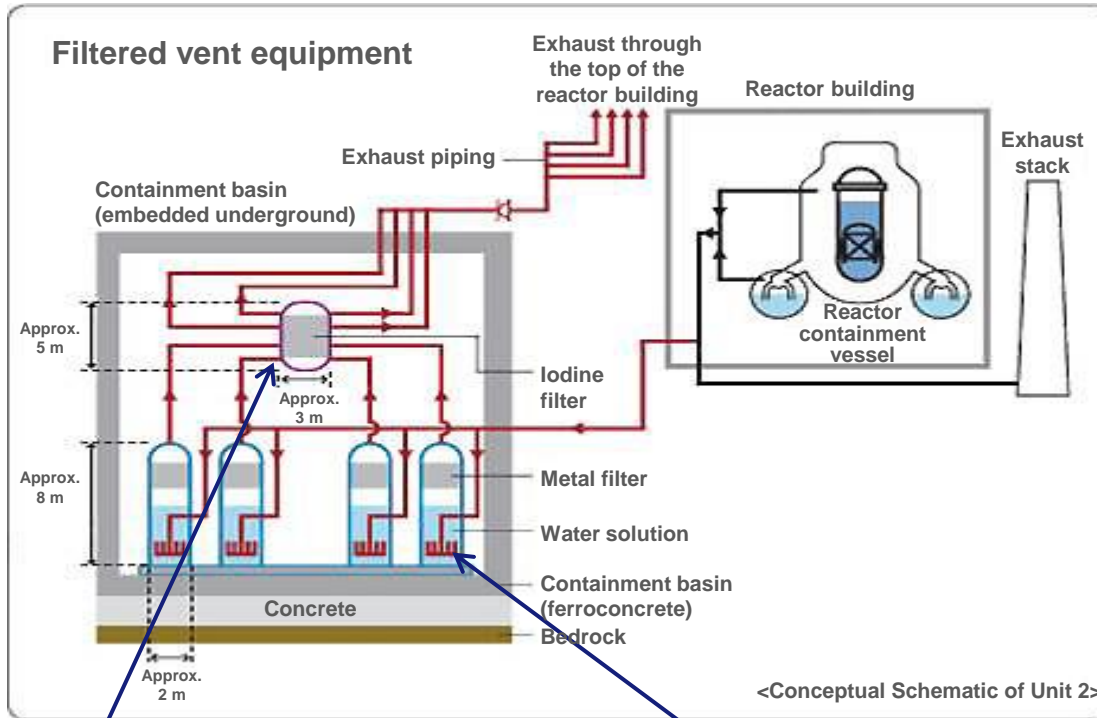
- Filed surveys were conducted from October 29 and 30.

### 【Locations of field surveys (area around western end of Shinji Fault)】



# 6. State of Safety Measure Works (Example: Filtered Vent Equipment)

- Regarding the filtered vent equipment for Unit 2: the scheduled completion date for this equipment has been revised from the end of September of this year to the end of March of next year, because it is taking time to take measures against leakage of containment basin, complete the detailed design of multiplexing of exhaust valves, etc, among other reasons.



**Filtered Vent Equipment**

<<Iodine filter>> \* Silver zeolite

- Diameter: Approx. 3 m
- Height: Approx. 5 m
- 1 unit (Removal efficiency: 98%)

<<Filtering device>>

- Diameter: Approx. 2 m
- Height: Approx. 8 m
- 4 units (Removal efficiency: 99.9%)

- **None of the information on this document is intended to solicit or induce purchase or selling of the Company's stocks. Moreover Chugoku Electric makes no guarantees whatever regarding the contents of this website.**
- **Persons considering investment in the Company should without fail read in advance the stock and bond reports and other financial literature issued by the Company, and make decisions on their own judgment. Though great care is exercised in the preparation of such literature, Chugoku Electric and the other information providers shall not be liable in any manner for any loss whatever incurred as a result of erroneous information contained therein or in this document.**
- **Items in Chugoku Electric's current plans and strategies, etc., published on this document which are not yet historical fact are projections concerning future performance and as such involve factors of risk and uncertainty which means that actual performance in the future may differ to a large extent from projections published here. Therefore Chugoku Electric does not guarantee the reliability of such projections.**

**For Questions or Comments,  
Please Contact the Investor Relations Group  
at the Address Below :**

**4-33 , Komachi, Naka-ku,  
Hiroshima 730-8701  
Japan**

**The Chugoku Electric Power Co., Inc.  
Corporate Planning Division**

**F A X : +81 82 544 2792**

**E-mail: [t9504@pnet.energia.co.jp](mailto:t9504@pnet.energia.co.jp)**